

Midgard – Open Source Content Management System



Open Standards
Open Source
Solutions

Presentation at Fórum GNOME / LatinoWare
Henri Bergius, henri.bergius@nemein.com
2005-11-26

Agenda




- Introductions
- Midgard CMS presentation
- Quick demo
- Tutorial: setting up a basic site
- Discussion and questions



Introductions: Henri Bergius

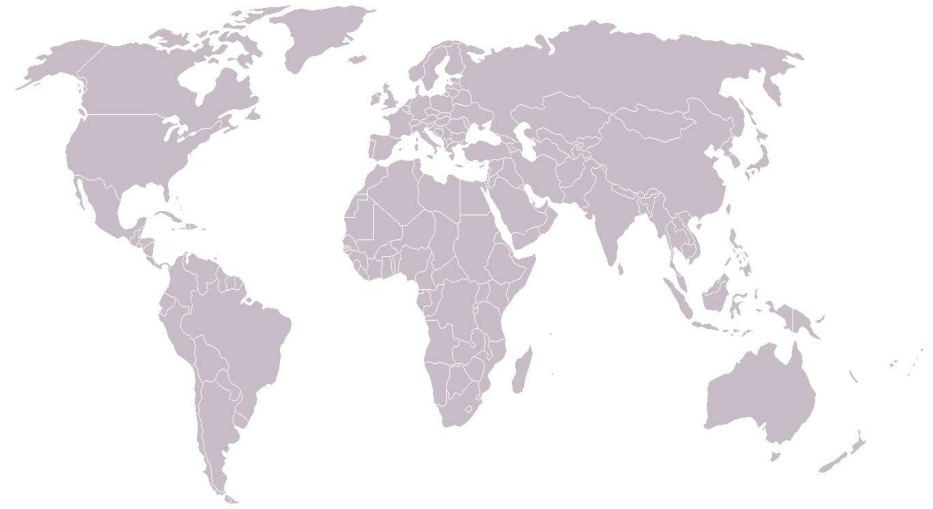
- Finnish Open Source consultant
- Working at Nemein
 - 8 employees working in Espoo (Finland), Łódz (Poland) and Tbilisi (Georgia)
- Actively participating in communities like Midgard, Linux Greenhouse, Digital Business Ecosystem, OSCOM, Microformats and COSS
- Projects mainly in Finland and in the EU area
 - Also NGO-related projects in Africa and east Europe
- On free time a motorcycle traveler and a private pilot





Introductions: participants

- Why Midgard CMS?
- What kind of sites do you run?
- Previous experience: CMSs, PHP, ...?
- Any special wishes for the training?
 - Community portals
 - OpenPsa - Project management, help desk and CRM
 - ...
- Let's get everybody connected



Midgard CMS



- Open Source content management system
 - Available under LGPL since 1999
 - Started in Finland, sizable international development community
 - About 20 full-time paid developers
 - Now version 1.7, version 2.0 coming spring 2006
- LAMP platform
 - Apache module brings performance and clean URLs
- Web user interface
 - Clear “Edit this page” concept
 - WYSIWYG tools
 - Content stored in standard XHTML format





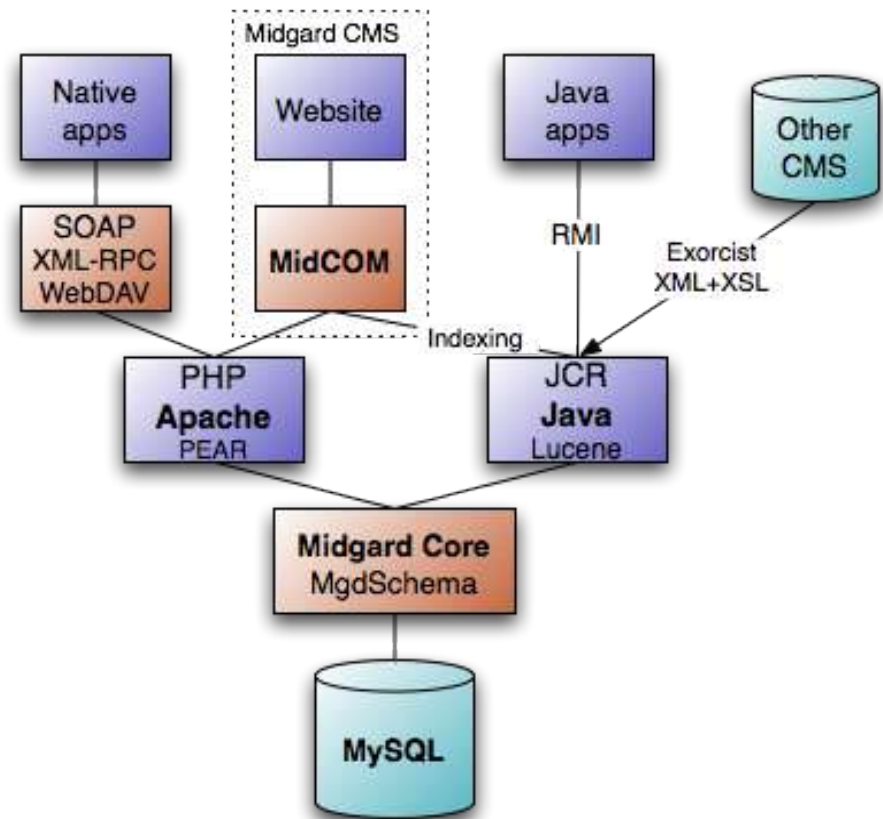
Some users of Midgard

- Government of New Zealand
- Anttila – largest retailer in Finland
- Luottokunta – Visa and MasterCard in Finland
- If Industrial – Largest Scandinavian insurance company
- Centri di Regionali Competenza – Italian governmental organization
- Merentutkimuslaitos – Finnish institute for nautical research
- Pyhä-Luosto – Portal of two East Lapland skiing centers
- Finnish National Defence College
- Helia, PUV – Finnish polytechnics
- Finnish News Agency
- Digital Northwest Denmark – portals for rural towns
- Sanofi-Aventis Finland – Pharmaceutical adverse effect tracking
- eRiders Georgia – NGO technology consultants
- Playbill – theatre portal in US
- Linux Greenhouse – Free software incubator
- ...and Fórum GNOME



Midgard architecture

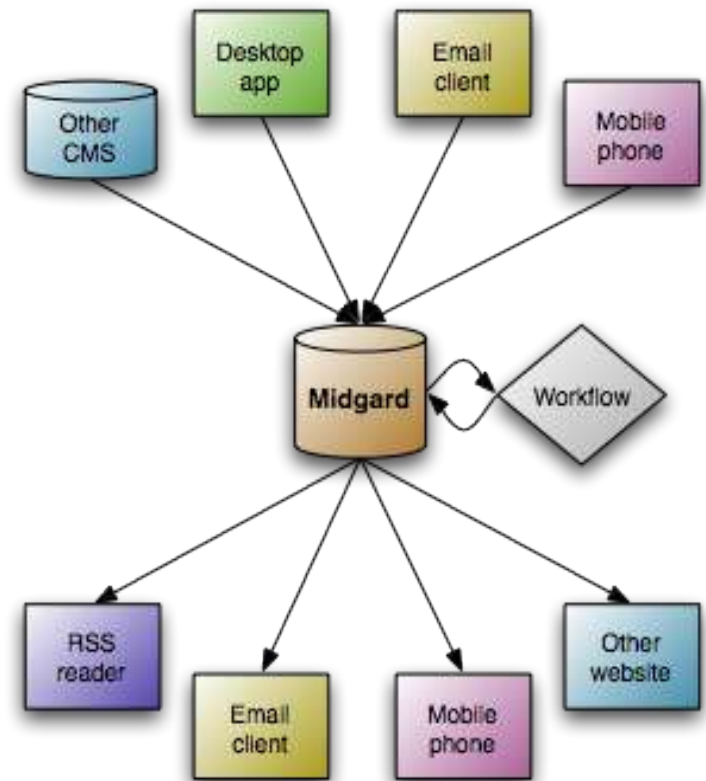
- Midgard sites are built using MidCOM components
- User interface built with PHP utilizing XHTML, CSS and AJAX
- Framework features:
 - Internationalization (UTF-8, MultiLang)
 - Syndication and replication
 - PAM and NTLM authentication
 - Java and PHP APIs
 - Indexing and full-text search
 - Approvals and workflow
 - Configurable metadata
 - Hosting capability: SGs, quotas





Connectivity in Midgard

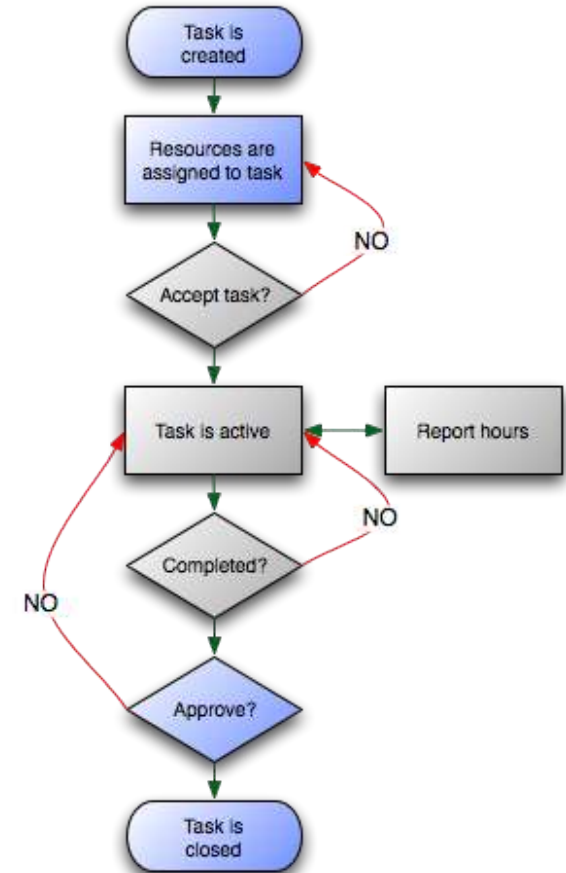
- Content in standard formats
 - XHTML + CSS, WAP
 - RSS (publishing and importing)
 - Microformats (hCalendar, hCard, xFolk, ...)
- Integration APIs
 - Java Content Repository
 - MetaWeblog, XML-RPC
- Newsletters and direct marketing
 - Email, SMS, MMS (publishing and importing)
- Access controls to all content





Workflow in Midgard (v 2)

- Tasks are created and connected with deliverables (photo, article etc.)
- Tasks and assigned to resources
 - Resources can be either local or remote (DBE) users
- Resource can accept or decline a task
- The content connected with the task is stored into Midgard
- Once ready, task is marked completed
- Task creator must approve the task before it is closed
- Content will be become live after approval
 - Scheduling is also possible



Quick Midgard CMS demo





Steps to build a site

- Install Midgard CMS:
(or get hosting)
- Create organization
using Site Wizard
- Create website using
Site Wizard
- Customize layout
- Customize configuration
- Set up users and groups
- Start publishing



Create an organization

- Midgard users Sitegroups, or “virtual databases” to differentiate content of different organizations
- Log into Site Wizard
- Give name to the organization
- Define the organization's admin username and password
- If enabled, you can also define disk quota for the organization

Select organization

Create new organization

Organization name

User name

Password

Use existing organization

Next >



Create a website

- Midgard can support sites running under different domains and subdirectories
- Input the hostname of your site into the wizard
- Select port and directory as needed
- Set up site title
- Select template or make your own
- Set up hostname in Apache

Select style

	<input type="radio"/> Custom Henri Bergius, The Midgard Project An empty style template with some standard XHTML CSS
	<input type="radio"/> Example table layout Henri Bergius Demonstration how to make a legacy HTML 4.x tab

Next >



Customize the layout

- Midgard composes a page view from different style elements
 - Elements are edited using Aegir
- Elements are included with syntax: `<(element-name)>`
- Elements can be defined either for the whole style or a particular page
 - If an element is defined for the page it will be used instead of the element in the style
- Style display starts with four elements called from Midgard root: `<(code-compat)>`, `<(code-global)>`, `<(code-init)>` and `<(ROOT)>`
- Elements can contain text, HTML or PHP code
- Current page content is in element `<(content)>`



Create site structure

- MidCOM components are applications that provide a specific site feature, like news listings, event calendars or static content display
- A component is specified for each directory (topic) of the site
- MidCOM components provide a standardized way for configuration, layout templating and content structure definition
 - Templates include things like how a news item looks
 - Configuration can affect fields of page editor, and several parts of component functionality